

DC PowerCab[™]

Factory-packaged Non-stop DC Power Systems



- Complete non-stop DC power system – includes charger, battery, DC distribution
- Ships fully assembled – cuts on-site labor time, cost and risk
- Single source convenience – means simple ordering and no-excuses after-sale service
- Space-saving cabinet – simplifies planning, consumes less floor space
- Fully enclosed system – offers a safer working environment
- 24, 48, 120, 240 volt systems – suit nearly any application

Inside PowerCab

Battery charger and DC supply

12 to 240 Volts DC, 6 to 400+ Amps
 Single-phase and three-phase input voltage
 Hot-swap modular charger
 Automatic battery check system
 High Interrupt AC breaker available
 Optional system data logger
 C-UL listed, CE Marked (50/60 Hz units)

Optional accessories

Low volt disconnect
 Inverter
 Charger options
 Stainless steel cabinet
 NEMA 3R

IBC Seismic rated cabinet

Ships fully assembled and tested
 Top or bottom cable entry
 CRS or optional stainless steel
 ANSI-61 gray or black finish
 Optional expansion cabinet for more battery and charger capacity
 Optional top-lift feature

UL Listed system

Most standard configurations are UL Listed; consult factory for specifics

80, 100, 150, 170, 200 AH battery

Higher AH available with multiple strings
 24, 48, 120, 240-volt DC systems
 10-year VRLA design
 Battery secured and pre-wired
 Flexible battery jumpers
 UL recognized
 High-temperature VRLA optional

Simple and easy field wiring

Generous open space around DC load center
 Top or bottom cable entry
 Wire channels organize and segregate wiring

DC load center with easy access


Hinged load center door, hand operated or key lock access
 2-pole, 14 KAIC battery breaker
 Up to 12 ea. 2-pole, 14 KAIC load breakers
 19 additional load breakers optional
 Secure bolt-on (not snap-on) design
 UL listed panelboard and breakers

Modular rectifiers

Hot-swappable
 Increase power after installation

Battery monitors

Factory-integrated



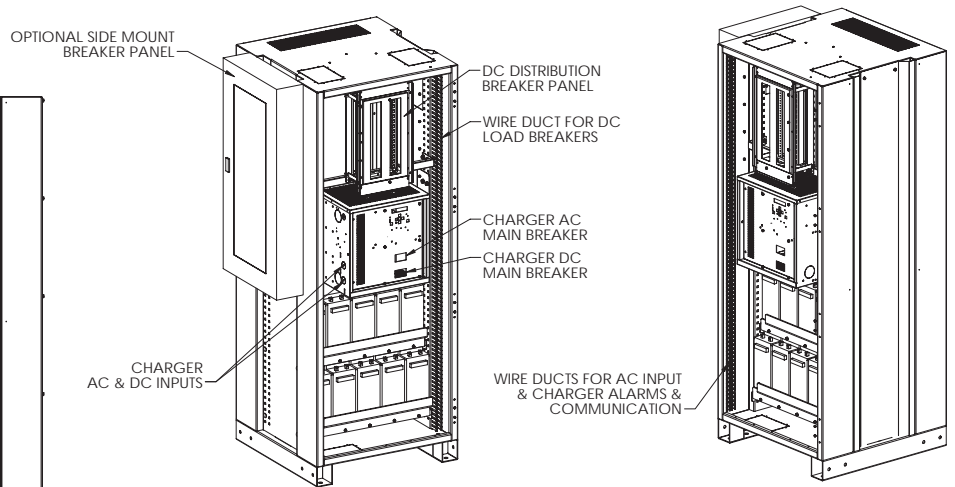
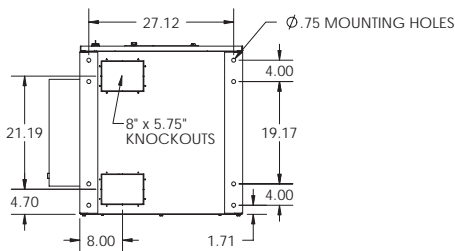
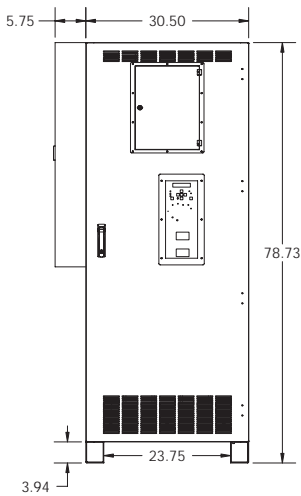
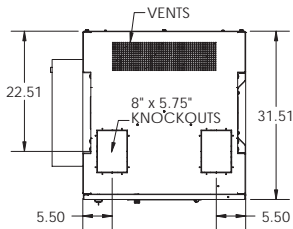
Cuts Risk, Saves Time and Money

SENS PowerCab 120 is factory engineered and arrives fully assembled, ready to install and use. Fast, predictable installation allows your technicians to focus on higher value activities. Start saving valuable engineer and installer time by specifying SENS' PowerCab™ non-stop DC Power System.

Risks & costs	SENS PowerCab™	Conventional system
Suppliers	Single source solution	Multiple suppliers need coordination
Engineering	Factory engineered, assembled & tested	Surprises and costly job site delays
Battery rack	No battery rack or assembly needed.	Some assembly needed!
Battery	No handling of batteries needed	Heavy & dangerous battery installation work
Space	Efficiently uses vertical space	Excessive, unpredictable space need
User safety	Live terminals enclosed in cabinet	Dangerous battery terminals
Ease of use	Single point of contact, standardized system	Multiple suppliers, poor system documentation

Dimensions and Weights

Typical option shown. Multiple configurations possible. Power up to 400Ah per cabinet with 100A of charging current at 120VDC. Connect multiple cabinets together.



Typical weights:

- 1,375 lbs for 120V system, 100 AH battery & 12A charger
- 1,825 lbs for 120V system, 150 AH battery & 25A charger
- 1,875 lbs for 120V system, 170 AH battery & 25A charger

How to Order PowerCab

Specify below selections. Contact SENS or your local sales representative for additional options and custom configurations.

1. Cabinet

- NEMA 3R, solid door, insulated, aluminum construction, 36W x 32D x 80H (no UL Listing)
- NEMA 3R, solid door, no insulation, aluminum construction, 36W X 32D X 80H (no UL Listing)
- NEMA 1, indoor, steel construction, 30.5W x 31.5D x 79H

2. DC output voltage

- 24V
- 48V
- 120V
- 240V

3. Battery capacity, 100-800Ah available

Battery capacity: _____

4. DC output current, 0-400A available

Current: _____

- Redundancy

5. AC input voltage, 120-480VAC, 50-60Hz, single-phase and three-phase available (400-480VAC, 3-ph recommended for higher power systems)

AC nominal line-to-line voltage: _____

AC single-phase or 3-phase: _____

AC frequency: _____

6. AC input breaker interrupt, 10-65KAIC available

Breaker interrupt rating: _____

7. DC distribution breakers, 2-pole, 14 KAIC, ratings of 15-100A available

- Bulk output, single breaker, rated 100A typical
- Standard distribution panel, up to 12 breaker locations, number of breakers and ratings: _____
- Expanded distribution panel, up to 31 breaker locations, number of breakers and ratings: _____

8. Alarm Form C contact relays

Number of relays rated 30V/2A: _____

Number of relays rated 120VAC/5A: _____

Number of relays rated 150VDC/3A or 240VAC/10A: _____

9. Communications (RS-485 and TCP/IP)

- None
- Modbus
- DNP3

10. Battery monitor

- None
- Block and string voltage, block temperature and block ohmic measurement
- Block and string voltage, block temperature, block ohmic measurement and float current sense

11. Accessories

- None
- Low voltage load disconnect
- Inverter, power and voltage rating: _____
- DC to DC converter, voltage and current rating: _____

Contact SENS or your local sales representative for additional specification, engineering and installation information, or visit SENS' website for latest available data. Specification subject to change without notice.

SENS, Stored Energy Systems, the battery/rectifier logo, Dynamic Boost, and EnerGenius are trademarks of Stored Energy Systems LLC. Patented US 9,270,140; 9,385,556; 9,413,186; 9,509,164; 9,466,995; 9,948,125; 10,575,433.

Contact Information

Sales 1.866.736.7872 • 303.678.7500 • Fax 303.678.7504 • info@sens-usa.com • www.sens-usa.com

Stored Energy Systems, LLC 1840 Industrial Circle, Longmont, CO 80501 USA

© Stored Energy Systems, LLC 2012

111046 F